

# Competition Results

## Men's Gymnastics

### State Team Trial 1 & Qualifier


8<sup>th</sup> - 9<sup>th</sup> May 2010

BTYC Gymnastics Club



**Gymnastics**  
Victoria  
**Events**

[www.gymnasticsvictoria.org.au](http://www.gymnasticsvictoria.org.au)



# 2010 MG Trial 1

## Meet Results Level 2 Unders

### Men

Saturday, May 8, 1:30pm

Rank	Num	Name USAG # Gym	Birthdate							AA
1	280	Jack Iacovangelo CYC	1/1/1980	9.300 3T	<b>8.750</b> 1	9.000 4T	9.550 5T	9.150 5	9.300 3	<b>55.050</b> 1
2	266	Nathan Chan BAL	1/1/1980	8.700 8	8.250 5	<b>9.350</b> 1T	<b>9.750</b> 1	<b>9.600</b> 1	9.150 4	54.800 2
3	260	Sebastian Hardcastle BTYC	1/1/1980	<b>9.550</b> 1	8.400 3	9.000 4T	9.450 7	9.500 2	8.500 12	54.400 3
4	275	Matthew Rogers CHAM	1/1/1980	9.400 2	7.950 7	8.150 15T	9.600 3T	8.400 16T	9.400 2	52.900 4
5	252	matthew nomicith HCGC	1/1/1980	8.800 7	7.450 13T	8.700 7T	9.000 11T	8.800 11	<b>9.500</b> 1	52.250 5
6	255	Daniel Bickerton PIT	1/1/1980	9.300 3T	6.700 22T	9.200 3	9.400 8T	9.200 3T	8.300 14T	52.100 6
7	269	James Galanis PIT	1/1/1980	7.800 19T	7.800 9T	8.750 6	9.700 2	8.900 9T	8.900 6T	51.850 7
8	267	Gaston Schmidt-Heron BTYC	1/1/1980	9.000 6	6.800 19T	8.400 11	9.550 5T	9.200 3T	8.350 13	51.300 8
9	250	Shaun Demonte EGC	1/1/1980	6.200 30	7.250 16	<b>9.350</b> 1T	9.600 3T	8.900 9T	8.900 6T	50.200 9
10	257	Kipp Smith EGC	1/1/1980	7.850 18	8.000 6	8.200 14	8.400 24T	9.000 8	8.300 14T	49.750 10
11	258	Calvin Currie HCGC	1/1/1980	8.100 15T	8.350 4	8.700 7T	8.850 16	6.800 29	8.600 11	49.400 11
12	281	Luke Kersey-Mason CYC	1/1/1980	7.800 19T	7.400 15	8.250 13	7.400 32	8.500 14T	8.900 6T	48.250 12
13	262	Jordan Fitzsimons BTYC	1/1/1980	8.100 15T	6.200 28T	8.150 15T	8.400 24T	9.100 6	8.200 16T	48.150 13
14	274	George Vavlitis PIT	1/1/1980	7.600 24	7.450 13T	7.800 20	8.400 24T	8.500 14T	8.200 16T	47.950 14
15	263	Tyler Banducci CHAM	1/1/1980	7.700 21T	7.850 8	8.450 9T	8.900 14T	5.700 32	9.000 5	47.600 15
16	270	Wilson Cram EKGA	1/1/1980	8.300 12T	6.450 26	6.350 32	8.950 13	8.700 12	8.800 9	47.550 16
17	283	Chance Doultree ULI	5/8/1980	8.400 11	6.800 19T	7.950 18	8.750 18	7.800 22	7.600 19T	47.300 17








# 2010 MG Trial 1

## Meet Results Level 2 Open Men







Saturday, May 8, 1:30pm

Rank	Num	Name USAG # Gym	Birthdate							AA
1	228	Michael Lowe DOL	1/1/1980	<b>9.650</b> 1	<b>8.950</b> 1	<b>9.550</b> 1	9.400 3	<b>9.650</b> 1	9.600 3T	<b>56.800</b> 1
2	218	Ruben Chitters DOL	1/1/1980	9.100 5	8.600 3	9.450 2	<b>9.550</b> 1	9.200 2T	<b>9.800</b> 1	55.700 2
3	247	Cameron Wong WARR	1/1/1980	9.500 2	7.900 9	9.250 3T	9.300 6T	9.200 2T	9.600 3T	54.750 3
4	229	Benson Harvey BAL	1/1/1980	9.300 3T	8.150 5	9.250 3T	9.000 16T	8.650 9T	9.100 9T	53.450 4
5	241	Sinan Sorial BAL	1/1/1980	8.600 10T	8.050 6T	9.250 3T	9.200 11T	8.600 11T	9.500 5T	53.200 5
6T	216	Jake Harris DOL	1/1/1980	8.900 7	7.350 16T	9.100 6	9.450 2	8.400 15T	9.700 2	52.900 6T
6T	232	Joshua Hunt GYMCA	1/1/1980	9.300 3T	8.350 4	8.400 22	9.350 4T	8.800 6T	8.700 13T	52.900 6T
8	234	Daniel Blythe WARR	1/1/1980	8.450 16T	8.000 8	8.750 13T	9.100 14T	9.000 5	9.400 7	52.700 8
9	214	Braden Hammond GYMCA	1/1/1980	8.800 8T	7.700 10T	8.800 8T	9.100 14T	8.450 14	9.200 8	52.050 9
10	285	Harrison Easton KNOX	1/1/1980	8.800 8T	8.850 2	8.600 18	8.900 20T	7.900 26T	8.400 22T	51.450 10
11	246	Cody McCraw WARR	1/1/1980	8.600 10T	7.450 15	8.500 20T	9.350 4T	7.900 26T	9.500 5T	51.300 11
12	226	Tommy Tran PIT	1/1/1980	8.600 10T	7.700 10T	8.950 7	9.250 8T	8.600 11T	8.000 31T	51.100 12
13	227	Sam Macek DOL	1/1/1980	8.500 14T	8.050 6T	8.550 19	8.900 20T	7.750 29T	8.550 18T	50.300 13
14	205	William Hook EGC	1/1/1980	8.100 26T	6.850 25	8.500 20T	9.000 16T	8.800 6T	8.550 18T	49.800 14
15T	242	Devon Wells GYMCA	1/1/1980	8.150 25	6.300 37	8.800 8T	8.650 32	8.700 8	9.100 9T	49.700 15T
15T	200	Stephen Hatzikiriazis CYC	1/1/1980	8.100 26T	7.250 18T	8.050 27	8.550 33T	9.050 4	8.700 13T	49.700 15T
17	203	Edward Ashfield GYMCA	1/1/1980	8.300 20T	7.100 23	8.350 23	9.250 8T	7.400 35	9.000 12	49.400 17

# 2010 MG Trial 1

## Meet Results Level 2 Open Men

Saturday, May 8, 1:30pm

Rank	Num	Name USAG # Gym	Birthdate							AA
18	243	Daniel Tohill KNOX	1/1/1980	7.900 30	6.800 26T	7.950 28	9.250 8T	8.650 9T	8.550 18T	49.100 18
19	220	Liam Schoenmaekers KNOX	1/1/1980	8.500 14T	6.450 34	8.800 8T	8.750 28T	8.200 18T	8.200 27T	48.900 19
20	235	Tyler Lee BTYC	1/1/1980	8.300 20T	7.550 12T	8.750 13T	8.400 35	8.000 22T	7.800 35T	48.800 20
21	219	Caelan Segeal CHAM	1/1/1980	8.300 20T	7.550 12T	7.900 29	8.200 38	7.700 31	8.650 15	48.300 21
22	207	Lachlan Mcguffie EKGA	1/1/1980	8.000 28T	6.800 26T	7.750 31	8.850 26T	7.600 32T	9.100 9T	48.100 22
23	211	Joseph Nestic KNOX	1/1/1980	7.050 37	6.500 32T	8.650 17	9.200 11T	7.950 25	8.600 16T	47.950 23
24	240	Kyle Staff KNOX	1/1/1980	8.300 20T	7.350 16T	8.750 13T	7.550 40	8.500 13	7.400 40	47.850 24
25	236	Matthew Taranto EKGA	1/1/1980	8.400 18T	7.250 18T	7.150 42T	8.300 37	8.200 18T	8.350 24	47.650 25
26	245	David Tyquin SUN	1/1/1980	8.400 18T	7.550 12T	7.500 36	8.950 18T	8.150 21	6.950 42	47.500 26
27	201	Isaiah Davies GYMCA	1/1/1980	8.600 10T	5.500 43	8.100 26	9.200 11T	7.600 32T	8.400 22T	47.400 27
28	238	Tristan Sumarna CHAM	1/1/1980	7.200 36	6.800 26T	8.800 8T	8.900 20T	7.500 34	7.800 35T	47.000 28
29	210	Jackson Malseed MYC	1/1/1980	8.000 28T	6.500 32T	8.150 25	7.400 41	8.300 17	8.600 16T	46.950 29
30	225	Robin Sinclair MYC	1/1/1980	7.800 31	6.650 31	7.350 37T	8.750 28T	8.200 18T	8.100 29T	46.850 30
31	213	Ky Moss KNOX	1/1/1980	7.300 33T	7.250 18T	8.800 8T	8.950 18T	6.400 42	8.100 29T	46.800 31
32	208	Andrew Modica EKGA	1/1/1980	9.000 6	6.000 41	7.150 42T	8.700 30T	6.900 37	8.300 25T	46.050 32
33	224	Dylan Torcasio PIT	1/1/1980	7.600 32	7.250 18T	6.650 44	8.700 30T	7.750 29T	7.900 33	45.850 33
34	223	Mackay Phillips KNOX	1/1/1980	6.900 38T	6.050 39T	8.700 16	8.900 20T	6.750 39	8.450 21	45.750 34



# 2010 MG Trial 1

## Meet Results Level 3 Unders

### Men

Sunday, May 9, 9:00am

Rank	Num	Name USAG # Gym	Birthdate							AA
1	372	Kynan Whitehead BTYC	1/1/1980	8.850 4T	<b>9.500</b> 1	9.400 4	9.000 9T	9.050 3T	<b>10.200</b> 1	<b>56.000</b> 1
2	354	Dylan Chapman PIT	1/1/1980	8.450 13	8.450 3	9.700 2	9.600 2	9.200 2	9.750 2	55.150 2
3	365	Nicholas Gooden BTYC	1/1/1980	8.700 7T	8.300 4T	<b>9.800</b> 1	7.500 27	<b>9.600</b> 1	9.400 6T	53.300 3
4	369	Thomas Salomon BTYC	1/1/1980	<b>9.600</b> 1	8.700 2	9.600 3	7.600 26	8.950 6	8.400 21	52.850 4
5	351	Ben Lammardo EGC	1/1/1980	8.200 20T	8.150 7T	8.750 12T	9.500 3T	8.750 9	9.200 10T	52.550 5
6	370	Jack Dawson CYC	1/1/1980	9.050 3	8.100 11	9.350 5	8.500 16T	8.450 12	8.800 14T	52.250 6
7	355	Liam Charlesworth BAL	1/1/1980	8.700 7T	8.300 4T	9.100 8T	7.800 25	8.800 8	9.400 6T	52.100 7
8	377	Liam Cuttriss GRIPS	5/8/1999	7.750 24T	8.150 7T	8.300 18	<b>10.300</b> 1	8.700 10	8.800 14T	52.000 8
9	359	Rory Dingle EKGA	1/1/1980	8.300 18T	7.850 13	8.500 14T	9.500 3T	8.100 18T	9.700 3	51.950 9
10	373	Matthew Stevenson BTYC	1/1/1980	8.050 22	8.200 6	9.050 10	7.900 24	9.050 3T	9.550 4	51.800 10
11	361	Timothy Jones HCGC	1/1/1980	8.550 10T	6.800 19	9.100 8T	8.800 13T	9.000 5	9.300 8	51.550 11
12	357	Bo Danelutti BAL	1/1/1980	8.500 12	7.950 12	9.300 6	9.100 8	8.200 15T	8.300 24T	51.350 12
13	353	Max Brown BAL	1/1/1980	9.100 2	7.250 15	9.200 7	8.100 20T	8.250 14	8.900 12T	50.800 13
14	364	Lachlan Borg BTYC	1/1/1980	8.300 18T	8.150 7T	8.250 19T	8.800 13T	8.300 13	8.700 16T	50.500 14
15	371	Christian Magaldi PIT	1/1/1980	7.750 24T	7.100 17	8.750 12T	8.400 18	8.850 7	8.350 22T	49.200 15
16	362	Connor Fox HCGC	1/1/1980	8.350 16T	5.850 29	8.500 14T	9.300 6T	7.500 23	9.500 5	49.000 16
17T	356	Aaron Cowell PIT	1/1/1980	7.000 29	6.150 28	8.850 11	9.300 6T	8.200 15T	9.250 9	48.750 17T



# 2010 MG Trial 1

## Meet Results Level 3 Open Men







Sunday, May 9, 9:00am

Rank	Num	Name USAG # Gym	Birthdate							AA
1	311	Campbell Smith DOL	1/1/1980	9.950 2	<b>9.850</b> 1	<b>9.800</b> 1T	10.000 8	<b>10.150</b> 1	<b>10.100</b> 1	<b>59.850</b> 1
2	316	Lachlan Smith DOL	1/1/1980	<b>10.100</b> 1	9.350 4	<b>9.800</b> 1T	<b>10.300</b> 1T	10.000 2	10.000 2	59.550 2
3	315	Lachlan Robinson GGC	1/1/1980	8.400 28	8.550 10	9.650 5	10.100 5T	9.250 11T	9.900 3	55.850 3
4	348	Joshua Kah DOL	1/1/1980	8.800 13	9.500 3	9.200 8	9.900 9T	9.600 3T	8.400 28	55.400 4
5	319	William Whitehead BTYC	1/1/1980	8.550 20T	9.600 2	9.450 7	9.200 19T	8.850 17	9.400 7T	55.050 5
6	340	Jiaya Mitchell SUN	1/1/1980	8.950 8	8.100 15T	<b>9.800</b> 1T	9.700 13T	8.900 15T	9.400 7T	54.850 6
7	307	Mackenzie Farran BTYC	1/1/1980	9.500 3	8.700 8	9.600 6	8.100 35T	9.450 6	9.100 14T	54.450 7
8	328	Arran Roxburgh BTYC	1/1/1980	8.750 14T	8.300 12T	9.150 9	8.700 28T	9.300 9T	9.800 4	54.000 8
9	312	Joshua Forsyth GGC	1/1/1980	9.350 5	7.400 28	9.700 4	8.300 33T	9.600 3T	9.500 5T	53.850 9
10	308	Daniel Fink BTYC	1/1/1980	9.150 7	9.300 5	7.300 34T	8.900 26	9.300 9T	9.000 17	52.950 10
11	339	Oliver McMahon BTYC	1/1/1980	8.750 14T	8.950 6	7.500 31	9.200 19T	9.100 13	9.200 13	52.700 11
12	324	Heath Thorpe GGC	1/1/1980	9.200 6	7.950 21T	7.150 37	10.050 7	8.700 19T	9.500 5T	52.550 12
13	317	Toby Love BTYC	1/1/1980	9.450 4	8.150 14	7.850 27	9.500 16T	8.250 27T	9.300 11T	52.500 13
14	346	Joshua Karslake BAL	1/1/1980	8.650 19	7.950 21T	8.600 14T	<b>10.300</b> 1T	8.250 27T	8.700 24T	52.450 14
15	342	Christopher Dawes MYC	1/1/1980	8.250 34	8.000 19T	8.600 14T	9.700 13T	8.900 15T	8.900 18T	52.350 15
16	323	Jay Reick KNOX	1/1/1980	8.700 16T	8.600 9	8.450 19	8.600 30	8.800 18	8.900 18T	52.050 16
17	345	Raphael Falcini EKGA	1/1/1980	8.500 24T	8.050 18	7.400 32T	10.200 3T	8.700 19T	8.500 27	51.350 17

# 2010 MG Trial 1

## Meet Results Level 3 Open Men

Sunday, May 9, 9:00am

Rank	Num	Name USAG # Gym	Birthdate							AA
18	313	Bryce Pillwein KNOX	1/1/1980	7.700 40T	7.200 34T	8.300 21	10.100 5T	9.000 14	8.750 23	51.050 18
19	344	Fin Dickson CHAM	1/1/1980	8.200 35T	8.100 15T	8.250 22T	9.200 19T	7.700 38	9.350 10	50.800 19
20	301	Jordan Lyovic CYC	1/1/1980	8.550 20T	6.950 36T	8.200 24T	9.200 19T	8.350 25T	9.300 11T	50.550 20
21	327	Simon Lim EGC	1/1/1980	7.700 40T	7.600 26	8.700 11T	8.000 37T	9.400 7T	9.100 14T	50.500 21
22T	332	Wade Anderson CYC	1/1/1980	8.500 24T	6.950 36T	8.900 10	8.000 37T	9.400 7T	8.150 34	49.900 22T
22T	309	Joshua Smith BTYC	1/1/1980	8.450 26T	8.800 7	8.000 26	8.400 32	7.900 31T	8.350 29T	49.900 22T
24T	347	Jarrod Morrow NATI	1/1/1980	8.850 10T	7.250 31T	7.650 29	9.900 9T	7.900 31T	8.300 31T	49.850 24T
24T	330	Dominic Brown BTYC	1/1/1980	8.700 16T	8.100 15T	8.700 11T	8.000 37T	9.250 11T	7.100 46	49.850 24T
26	334	Oliver Bergman CHAM	1/1/1980	8.300 30T	7.750 24	8.700 11T	8.300 33T	8.400 24	8.350 29T	49.800 26
27	3000	Tristan Hinkley GYMCA	1/1/1980	8.450 26T	6.350 43T	8.550 17	8.500 31	9.550 5	8.300 31T	49.700 27
28	320	Darren Kemp BTYC	1/1/1980	8.300 30T	7.500 27	7.600 30	8.800 27	7.850 34T	9.400 7T	49.450 28
29T	303	Luke Venturato EGC	1/1/1980	8.000 37	7.650 25	7.050 38T	10.200 3T	8.350 25T	8.100 35	49.350 29T
29T	331	Dylan Boyle MMGC	1/1/1980	8.700 16T	7.300 29T	6.400 43T	9.900 9T	8.000 30	9.050 16	49.350 29T
31	338	Lennin McMahon BTYC	1/1/1980	7.900 38	8.400 11	7.200 36	7.500 44	8.700 19T	8.900 18T	48.600 31
32	304	Harris Watkins EGC	1/1/1980	8.300 30T	8.000 19T	8.250 22T	6.600 47	8.500 23	8.800 22	48.450 32
33T	336	Oscar Snowdon BANY	1/1/1980	7.350 45	6.450 39T	7.050 38T	9.500 16T	8.600 22	8.900 18T	47.850 33T
33T	337	Charlie Trickey CHAM	1/1/1980	8.350 29	8.300 12T	7.700 28	7.800 41T	8.050 29	7.650 41	47.850 33T









# 2010 MG Trial 1

## Meet Results Level 4 Unders

### Men


Sunday, May 9, 1:00pm

Rank	Num	Name USAG # Gym	Birthdate							AA
1	454	Hudson Irwin NATI	1/1/1980	<b>9.800</b> 1	9.450 2	<b>9.000</b> 1	<b>9.950</b> 1	<b>9.600</b> 1	<b>9.050</b> 1	<b>56.850</b> 1
2	451	Cyril Saji CHAM	1/1/1980	9.100 3	8.025 5	8.300 3	9.600 2	9.250 3	8.500 2	52.775 2
3	457	Myles Carew BTYC	1/1/1980	9.000 4	9.425 3	8.000 5T	9.450 3	8.100 8T	7.900 3	51.875 3
4	461	Callum Matthew CYC	1/1/1980	8.600 8T	<b>9.700</b> 1	8.600 2	9.250 4	7.950 10T	7.550 6	51.650 4
5	460	Liam Wilson PIT	1/1/1980	8.800 6	8.950 4	7.100 10	8.900 5	9.300 2	6.900 12	49.950 5
6	458	Joshua Avanesian MYC	1/1/1980	8.950 5	7.750 6	7.200 7T	8.700 8	8.650 4	7.200 9T	48.450 6
7	450	Connor Spencer CYC	1/1/1980	8.700 7	7.175 7	8.000 5T	7.750 12	8.300 6T	7.850 4	47.775 7
8	455	Lachlan Cracknell MYC	1/1/1980	8.600 8T	6.500 10	8.250 4	8.800 7	7.350 12	7.000 11	46.500 8
9	453	Billy McLean MYC	1/1/1980	7.450 11	7.025 8	7.200 7T	8.850 6	7.950 10T	7.500 7	45.975 9
10	459	Daniel Sonsini MYC	1/1/1980	9.200 2	5.600 12	6.600 12	8.550 9	8.300 6T	7.200 9T	45.450 10
11	456	Nathan Bof PIT	1/1/1980	7.500 10	6.550 9	7.000 11	7.900 11	8.500 5	7.300 8	44.750 11
12	452	Ned Middlehurst MYC	1/1/1980	6.700 12	6.225 11	7.200 7T	8.000 10	8.100 8T	7.800 5	44.025 12

# 2010 MG Trial 1

## Meet Results Level 4 Open Men







Sunday, May 9, 1:00pm

Rank	Num	Name USAG # Gym	Birthdate							AA
1	416	Talby Dove KNOX	1/1/1980	9.300 6	9.675 2T	<b>9.750</b> 1	9.950 2	9.300 7	9.700 2	<b>57.675</b> 1
2	410	Lochlan MacDonald KNOX	1/1/1980	8.200 16T	9.675 2T	9.000 3	9.700 6	9.500 5	<b>9.800</b> 1	55.875 2
3	423	Dylan Fothergill PIT	1/1/1980	9.800 3	8.700 10	8.500 5	9.650 7	9.550 4	9.100 3	55.300 3
4	412	Ryan O'Keefe BTYC	1/1/1980	8.500 12	<b>9.800</b> 1	9.500 2	8.800 22T	<b>9.850</b> 1	7.950 12T	54.400 4
5	417	James Middleditch BTYC	1/1/1980	8.950 11	8.900 7T	8.700 4	9.400 10T	9.800 2	8.200 8T	53.950 5
6	411	Ryan Morrow NATI	1/1/1980	9.600 4	7.800 20T	7.700 12	<b>10.000</b> 1	9.350 6	9.050 4	53.500 6
7	407	Blake Anderson CYC	1/1/1980	9.900 2	8.225 13	8.200 7T	9.250 15	9.100 10	7.950 12T	52.625 7
8	404	James Humphreys CYC	1/1/1980	<b>10.000</b> 1	8.025 14	7.250 18	9.400 10T	8.850 13T	8.350 7	51.875 8
9	414	Asher Ginsberg CHAM	1/1/1980	9.100 8	8.400 12	7.450 15	9.900 3	9.150 9	7.300 21	51.300 9
10	434	Nathan Hatton GGC	1/1/1980	9.050 9	9.200 5	7.300 16T	9.600 8	8.000 23	8.100 10	51.250 10
11	428	Dean Bosworth KNOX	1/1/1980	9.000 10	8.525 11	6.700 23	9.100 17T	8.600 16T	8.550 6	50.475 11
12	425	Robbie Dando GGC	1/1/1980	8.300 15	7.875 18T	8.100 9T	9.850 4	8.650 15	7.600 19T	50.375 12
13	429	Daniel Dunstone HCGC	1/1/1980	9.500 5	7.950 15T	8.100 9T	8.250 30	8.550 18	8.000 11	50.350 13
14	406	Samuel Reichler GGC	1/1/1980	8.100 20T	8.900 7T	7.800 11	9.400 10T	8.950 11T	6.650 25	49.800 14
15	431	Cameron Hodges EGC	1/1/1980	8.200 16T	9.050 6	6.900 21T	8.600 27	8.050 21T	8.700 5	49.500 15
16	430	Scott Young EGC	1/1/1980	8.400 13T	7.950 15T	8.200 7T	9.350 14	7.400 27	7.750 18	49.050 16
17	415	Hugh Harley KNOX	1/1/1980	8.200 16T	9.500 4	6.250 26	7.400 31	9.250 8	7.900 14T	48.500 17

# 2010 MG Trial 1

## Meet Results Level 4 Open Men

Sunday, May 9, 1:00pm







Rank	Num	Name USAG # Gym	Birthdate							AA
18	422	Charlie Franzke CHAM	1/1/1980	7.200 31	7.700 22	8.250 6	8.750 25T	8.950 11T	7.600 19T	48.450 18
19	403	Kyle Howden CHAM	1/1/1980	8.000 23	6.675 28	7.600 13T	9.100 17T	8.600 16T	8.200 8T	48.175 19
20	400	James Dunn EGC	1/1/1980	7.850 25	7.800 20T	6.900 21T	9.550 9	8.050 21T	7.900 14T	48.050 20
21	419	Andrew Tredinnick MYC	1/1/1980	8.100 20T	7.275 24	7.300 16T	9.100 17T	7.700 26	7.800 16T	47.275 21
22	408	Conor Fry EKGA	1/1/1980	7.900 24	7.875 18T	6.650 24	9.100 17T	8.200 20	7.200 22T	46.925 22
23T	420	Benjamin Voss GYMCA	1/1/1980	7.500 27T	6.800 27	7.000 19T	8.800 22*	8.850 13T	7.150 24	46.100 23T
23T	413	Lachlan McCreedy MYC	1/1/1980	8.400 13T	7.500 23	6.400 25	8.800 22*	7.800 25	7.200 22T	46.100 23T
25	418	Lewis Michael EKGA	1/1/1980	8.200 16T	6.900 26	6.100 27	9.400 10T	8.500 19	6.350 27	45.450 25
26	409	Will Macafee BTYC	1/1/1980	9.200 7	8.725 9	0.000 31T	9.750 5	9.650 3	7.800 16T	45.125 26
27	427	Jay Butterworth MYC	1/1/1980	7.400 29	6.450 29	7.600 13T	9.200 16	7.950 24	5.800 29T	44.400 27
28	424	Andreas Lepore EGC	1/1/1980	7.500 27T	7.250 25	5.900 30	8.850 21	6.800 29T	6.200 28	42.500 28
29	421	William Smith MYC	1/1/1980	7.700 26	7.950 15T	6.000 28T	8.500 29	6.800 29T	5.500 31	42.450 29
30	402	Ethan Taylor MYC	1/1/1980	8.100 20T	5.850 30	6.000 28T	8.750 25T	6.850 28	5.800 29T	41.350 30
31	433	James Ryan BANY	1/1/1980	7.300 30	5.275 31	7.000 19T	8.550 28	4.500 31	6.600 26	39.225 31
32	426	Joshua Cochrane KNOX	1/1/1980	— 32	— 32	— 31T	— 32	— 32	— 32	0.000 32

# 2010 MG Trial 1

## Meet Results Level 5 Unders

### Men







Sunday, May 9, 1:00pm

Rank	Num	Name USAG # Gym	Birthdate							AA
1	558	Oliver Dilnutt MGHPC	1/1/1980	<b>10.000</b> 1	8.750 4	8.100 9	<b>10.200</b> 1T	9.500 3	8.050 7	<b>54.600</b> 1
2	556	Lachlan Chaplin EGC	1/1/1980	8.900 6T	9.000 2	8.900 3	9.700 6T	9.050 7T	8.750 2	54.300 2
3	554	Alexander Parsons DOL	1/1/1980	8.900 6T	<b>9.200</b> 1	8.750 4	9.600 8T	9.050 7T	8.700 3	54.200 3
4	550	Philip Koe-Leong CYC	1/1/1980	9.600 2	7.750 7T	9.450 2	8.600 12	<b>10.050</b> 1T	8.450 5	53.900 4
5	561	Atid Shahak MGHPC	1/1/1980	9.450 4	7.175 9	8.500 6T	9.900 4	9.400 5	<b>9.150</b> 1	53.575 5
6	551	Alexander Maratos CYC	1/1/1980	8.650 9	8.250 5	<b>9.600</b> 1	9.000 11	9.150 6	8.400 6	53.050 6
7	562	Jacob DeLeo PIT	1/1/1980	7.800 11	7.750 7T	8.600 5	<b>10.200</b> 1T	<b>10.050</b> 1T	8.600 4	53.000 7
8	553	Skyler Kah DOL	1/1/1980	8.800 8	8.925 3	8.250 8	10.050 3	8.250 11	7.850 9	52.125 8
9	560	Nathan Hayes DOL	1/1/1980	9.300 5	7.800 6	7.950 10	9.600 8T	9.450 4	7.150 10	51.250 9
10	557	Connor Pattison HCGC	1/1/1980	8.500 10	6.100 11	8.500 6T	9.550 10	9.000 9	7.100 11T	48.750 10
11	552	Jamane Virdo HCGC	1/1/1980	9.550 3	5.375 12	7.400 12	9.700 6T	8.350 10	7.100 11T	47.475 11
12	555	Charlie Parker MYC	1/1/1980	7.300 12	6.225 10	7.800 11	9.800 5	6.400 13	7.000 13	44.525 12
13	559	William Andrews MYC	1/1/1980	6.900 13	4.275 13	6.700 13	8.100 13	7.750 12	7.950 8	41.675 13

# 2010 MG Trial 1

## Meet Results Level 5 Open Men

Sunday, May 9, 1:00pm







Rank	Num	Name USAG # Gym	Birthday							AA
1	509	Matthew Wilson PIT	1/1/1980	<b>9.300</b> 1	<b>8.975</b> 1	9.100 3	9.400 7T	<b>10.200</b> 1	7.900 5T	<b>54.875</b> 1
2	502	Daniel Lopez CYC	1/1/1980	7.900 11T	7.875 4	<b>9.500</b> 1	9.100 10	8.250 9T	8.750 2	51.375 2
3	500	Adriaan Lustig BTYC	1/1/1980	9.200 2	7.950 3	8.100 6T	9.650 5T	8.850 6	7.550 9	51.300 3
4	505	Jesse Budge MYC	1/1/1980	9.000 4	5.250 16	9.200 2	8.950 11	8.300 8	<b>9.950</b> 1	50.650 4
5	507	Jake Stavrou BTYC	1/1/1980	8.100 10	6.050 10	8.800 4	10.150 2	8.900 5	7.900 5T	49.900 5
6	515	Zachary Ling BTYC	1/1/1980	7.400 14T	6.975 7	7.600 10	<b>10.350</b> 1	9.250 4	7.900 5T	49.475 6
7	514	Kain Fracalossi GGC	1/1/1980	8.700 5T	8.725 2	8.000 8	9.650 5T	8.450 7	5.100 15	48.625 7
8	513	Kyle Hurlstone MYC	1/1/1980	8.700 5T	6.175 9	8.100 6T	8.700 14T	7.800 12	7.950 4	47.425 8
9	508	Aiden Roberts FUN	1/1/1980	8.200 9	7.300 6	7.550 11T	8.800 13	9.700 2	5.800 14	47.350 9
10	511	Benjamin Klimek CYC	1/1/1980	7.400 14T	6.750 8	7.200 13T	9.900 4	8.250 9T	7.600 8	47.100 10
11	510	Jeremy McConnachie PIT	1/1/1980	8.700 5T	5.625 14T	7.200 13T	9.950 3	8.250 9T	7.100 11	46.825 11
12	501	Ryan Lockett MYC	1/1/1980	8.400 8	5.625 14T	7.700 9	8.700 14T	7.550 13T	8.500 3	46.475 12
13	506	Jacob Camilleri PIT	1/1/1980	7.500 13	5.800 11	8.200 5	9.400 7T	9.600 3	5.050 16	45.550 13
14	503	Max Collett EGC	1/1/1980	6.800 16	7.700 5	6.950 16	8.900 12	6.500 16	7.400 10	44.250 14
15	516	William Bennie BTYC	1/1/1980	7.900 11T	5.700 13	7.200 13T	9.400 7T	6.800 15	6.900 12	43.900 15
16	512	Corey Johanesen PIT	1/1/1980	9.150 3	5.750 12	7.550 11T	7.500 16	7.550 13T	6.100 13	43.600 16



# 2010 MG Trial 1

## Meet Results Level 6 Open Men

Sunday, May 9, 6:00pm







Rank	Num	Name USAG # Gym	Birthdate							AA
1	602	Peter Stathopolous CYC	1/1/1980	<b>9.634</b> 1	<b>10.150</b> 1	<b>9.800</b> 1	9.300 2	7.650 3	9.100 2	<b>55.634</b> 1
2	607	Dylan Maurer PIT	1/1/1980	6.734 4	5.850 7	7.950 2	9.150 4	<b>8.100</b> 1	<b>9.600</b> 1	47.384 2
3	606	William Shurey MGHPC	1/1/1980	6.567 5	9.250 2	7.700 5	<b>9.350</b> 1	7.900 2	5.700 6	46.467 3
4	605	Daniel Shell CYC	1/1/1980	7.167 2	7.400 4	7.900 3T	8.950 5	7.100 5	7.850 4	46.367 4
5	600	Todd Saunders MYC	1/1/1980	6.900 3	7.950 3	6.700 7	9.200 3	7.350 4	8.100 3	46.200 5
6	601	Luke De Leo PIT	1/1/1980	6.200 6	6.775 6	7.900 3T	8.700 6	6.750 6	7.000 5	43.325 6
7	604	Luke Kardos MYC	1/1/1980	6.134 7	7.000 5	7.500 6	8.400 7	6.550 7	5.650 7	41.234 7

# 2010 MG Trial 1

## Meet Results Level 7 Unders

### Men

Sunday, May 9, 6:00pm

Rank	Num	Name USAG # Gym	Birthdate							AA
1	754	Lachlan Fitzgerald MGHPC	1/1/1980	9.200 2	<b>10.400</b> 1	<b>9.400</b> 1	<b>10.350</b> 1	8.950 3	7.700 3	<b>56.000</b> 1
2	750	Jackson Kurz MGHPC	1/1/1980	<b>10.200</b> 1	9.900 3	9.200 2	9.600 3	6.700 6	8.000 2	53.600 2
3	753	Harrison Daly MGHPC	1/1/1980	8.900 3	9.500 4T	8.600 6	10.100 2	9.050 2	6.350 5	52.500 3
4	755	Justin Tan MGHPC	1/1/1980	8.867 4	10.050 2	8.700 5	9.300 5	8.000 4	6.950 4	51.867 4
5	752	Julian Caser MGHPC	1/1/1980	7.100 5	8.200 6	8.750 4	9.550 4	7.700 5	6.300 6	47.600 5
6	751	Scott Brooks KNOX	1/1/1980	0.000 6	9.500 4T	9.050 3	0.000 6	<b>9.300</b> 1	<b>9.600</b> 1	37.450 6

# 2010 MG Trial 1

## Meet Results Level 7 Open Men







Sunday, May 9, 6:00pm

Rank	Num	Name USAG # Gym	Birthdate							AA
1	714	Anthony Dorrington PIT	1/1/1980	12.100 9	11.450 2	10.600 9T	13.000 2	12.200 2	<b>12.000</b> 1	<b>71.350</b> 1
2	700	Gordon Wallace KNOX	1/1/1980	12.500 3T	<b>11.700</b> 1	9.300 17T	12.250 7T	11.750 6	10.500 2	68.000 2
3	717	Jayden Boddy BANY	1/1/1980	12.750 2	9.900 5	10.000 16	<b>13.800</b> 1	11.350 7	10.100 7T	67.900 3
4	709	Jeffrey Fleming PIT	1/1/1980	12.500 3T	9.350 6	10.100 14T	11.900 13T	11.850 3T	10.450 3	66.150 4
5	716	Alexander Rankin BTYC	1/1/1980	10.750 19	10.100 4	10.900 6T	12.050 10	11.850 3T	10.250 5T	65.900 5
6	715	Jason Pickard BANY	1/1/1980	11.400 15T	9.000 9	10.600 9T	12.400 6	11.800 5	10.250 5T	65.450 6
7	718	Joshua Ficco BANY	1/1/1980	12.000 10	8.600 11T	11.300 2T	11.600 16	11.300 8T	10.000 9T	64.800 7
8	708	Cameron Gebel PIT	1/1/1980	11.950 11T	9.300 7	10.100 14T	11.400 18	<b>12.300</b> 1	9.600 12	64.650 8
9	721	Luke Zellner BTYC	1/1/1980	11.800 13T	7.850 16	11.200 4	12.150 9	10.300 15T	10.350 4	63.650 9
10	710	Jacob MacDonald GGC	1/1/1980	12.400 6	8.400 14	10.700 8	11.900 13T	10.800 14	9.250 13	63.450 10
11	706	Talen Pettie BAL	1/1/1980	9.600 20	9.200 8	10.500 12T	12.850 3	10.850 13	10.100 7T	63.100 11
12	720	Mitchell Kerrison BANY	1/1/1980	11.950 11T	8.500 13	10.900 6T	11.550 17	10.200 17	9.950 11	63.050 12
13	711	Jean-Michel Reuter WES	1/1/1980	12.250 7	7.600 18	11.300 2T	12.000 11T	11.300 8T	8.400 17	62.850 13
14	712	Patrick Ryan BANY	1/1/1980	<b>12.900</b> 1	6.800 19	10.600 9T	12.550 5	9.200 20	10.000 9T	62.050 14
15	701	Callan O'Connor SUN	1/1/1980	11.400 15T	8.700 10	9.300 17T	12.650 4	10.300 15T	8.900 14	61.250 15
16	713	Corey Chubb BAL	1/1/1980	11.250 17	10.800 3	8.900 20	11.850 15	9.800 19	7.600 18	60.200 16
17	702	Nicholas Silagy WES	1/1/1980	12.450 5	6.000 20	9.300 17T	12.000 11T	11.200 10T	8.600 15	59.550 17

# 2010 MG Trial 1

## Meet Results Level 7 Open Men







Sunday, May 9, 6:00pm

Rank	Num	Name USAG # Gym	Birthdate							AA
18	719	Matthew Payne BANY	1/1/1980	11.150 18	7.700 17	10.500 12T	10.650 20	6.800 21	8.500 16	55.300 18
19	705	Nick Hall WES	1/1/1980	12.150 8	8.600 11T	8.700 21	11.250 19	11.000 12	0.000 19T	51.700 19
20	707	Ellis Gradascovic WES	1/1/1980	11.800 13T	8.200 15	11.000 5	0.000 21T	10.150 18	0.000 19T	41.150 20
21	704	Kai Hecker MGHPC	1/1/1980	0.000 21T	0.000 21T	<b>11.400</b> 1	12.250 7T	11.200 10T	0.000 19T	34.850 21
22	703	Lachlan McGinnes WES	1/1/1980	— 21T	— 21T	— 22	— 21T	— 22	— 19T	0.000 22

# 2010 MG Trial 1

## Meet Results Level 8 Open Men

Saturday, May 8, 6:00pm







Rank	Num	Name USAG # Gym	Birthdate							AA
1	800	Caelan Bacon BTYC	1/1/1980	<b>13.500</b> 1	11.500 2	11.800 2	13.400 3	<b>12.700</b> 1	11.100 3T	<b>74.000</b> 1
2	804	Ryan Perilli BANY	1/1/1980	12.450 3	<b>12.350</b> 1	9.900 10	13.750 2	11.850 4	<b>11.700</b> 1	72.000 2
3T	807	Jake Loverso EKGA	1/1/1980	11.900 8	8.600 7	11.700 3	<b>13.900</b> 1	12.250 2	11.100 3T	69.450 3T
3T	806	Lachlan Hawthorn CYC	1/1/1980	12.300 4	10.900 3	10.800 6	12.250 7	11.800 5	11.400 2	69.450 3T
5	809	Satoshi Okita PIT	1/1/1980	12.250 5	10.000 5	11.300 4	11.750 9	12.000 3	9.700 6	67.000 5
6	802	Matthew Dean BAL	1/1/1980	12.200 6	8.500 8	<b>12.000</b> 1	12.550 5	10.400 9	10.750 5	66.400 6
7	808	Griffin James KNOX	1/1/1980	10.250 10	10.600 4	10.700 7T	12.200 8	10.950 7	9.100 8	63.800 7
8	803	Kenji Fujihara CYC	1/1/1980	12.600 2	9.000 6	10.450 9	12.700 4	11.200 6	7.500 10	63.450 8
9	801	Jace Knights GGC	1/1/1980	12.100 7	7.800 9	10.950 5	12.400 6	10.900 8	8.400 9	62.550 9
10	805	Adrian Raso BAL	1/1/1980	11.800 9	5.200 10	10.700 7T	11.650 10	10.000 10	9.400 7	58.750 10

# 2010 MG Trial 1

## Meet Results Level 9 Unders

### Men







Saturday, May 8, 6:00pm

Rank	Num	Name USAG # Gym	Birthday							AA
1	956	Kent Pieterse MGHPC	1/1/1980	<b>14.000</b> 1	11.740 2	12.950 3	<b>14.534</b> 1	12.100 2T	12.700 2	<b>78.024</b> 1
2	955	Zachary Perillo MGHPC	1/1/1980	11.800 4	<b>11.800</b> 1	<b>13.700</b> 1	14.200 2	12.050 4	11.840 4	75.390 2
3	954	Corey Morton MGHPC	1/1/1980	13.000 3	11.470 3	0.000 4T	14.067 3	<b>12.550</b> 1	11.900 3	62.987 3
4	950	Jesse Wallace-White MGHPC	1/1/1980	13.300 2	10.540 5	0.000 4T	12.467 4	9.550 5	10.600 5	56.457 4
5	951	Daniel Tabone MGHPC	1/1/1980	0.000 5T	10.940 4	13.300 2	0.000 5T	12.100 2T	<b>13.740</b> 1	50.080 5
6*	952	Nicholas Stewart MGHPC	1/1/1980	—. 5*	—. 6*	—. 4*	—. 5*	—. 6*	—. 6*	0.000 6*
6*	953	Matthew Sedukis MGHPC	1/1/1980	—. 5*	—. 6*	—. 4*	—. 5*	—. 6*	—. 6*	0.000 6*

# 2010 MG Trial 1

## Meet Results Level 9 Open Men

Saturday, May 8, 6:00pm







Rank	Num	Name USAG # Gym	Birthdate							AA
1	906	Jimmy Macarios MGHPC	1/1/1980	<b>13.550</b> 1	13.070 2	<b>15.050</b> 1	<b>13.934</b> 1	<b>12.200</b> 1T	<b>12.170</b> 1	<b>79.974</b> 1
2	900	Benjamin Latta BTYC	1/1/1980	13.300 2	11.270 3	12.000 2	12.500 4	<b>12.200</b> 1T	10.700 3	71.970 2
3	904	Peter Moon BTYC	1/1/1980	11.650 5	<b>13.100</b> 1	11.200 4	13.000 3	10.700 3	10.800 2	70.450 3
4	902	Dean Lunn-wilson KNOX	1/1/1980	11.150 6	9.300 7	10.900 5	13.700 2	10.650 4	10.470 4	66.170 4
5	901	Christopher Garry GRIPS	1/1/1980	12.650 3	10.570 4	11.250 3	11.267 7	9.600 6	10.000 5	65.337 5
6	905	Jarrod Scurry KNOX	1/1/1980	12.550 4	10.340 5	10.000 7	12.234 6	8.700 7	9.700 7	63.524 6
7	907	Mathew Lyons PIT	1/1/1980	10.300 7	10.200 6	10.550 6	12.434 5	10.000 5	9.970 6	63.454 7
8	903	Tim Jiang BTYC	1/1/1980	—.— 8	—.— 8	—.— 8	0.000 8	0.000 8	—.— 8	0.000 8

# 2010 MG Trial 1

## Meet Results Level 2 Unders

### Men

Saturday, May 8, 6:00pm







Rank	Num	Name	USAG #	Gym	Birthdate							AA
1	1054	Kevin James		MGHPC	1/1/1980	<b>12.700</b> 1	8.200 3	<b>13.700</b> 1	<b>14.900</b> 1	<b>12.900</b> 1	<b>11.500</b> 1	<b>73.900</b> 1
2	1051	Jordan Piper		MGHPC	1/1/1980	11.500 3	<b>11.600</b> 1	11.300 3	12.800 3	12.300 2	11.200 2	70.700 2
3	1050	Philip Stewart		MGHPC	1/1/1980	11.000 4	11.400 2	11.400 2	12.500 4	11.600 3	11.100 3	69.000 3
4	1052	Felipe Hernandez		MGHPC	1/1/1980	12.300 2	0.000 4T	11.100 4	14.800 2	0.000 4T	0.000 4T	38.200 4
5	1053	Tyson Bull		MGHPC	1/1/1980	0.000 5	0.000 4T	0.000 5	0.000 5	0.000 4T	0.000 4T	0.000 5

# 2010 MG Trial 1

## Meet Results Seniors

### Men

Saturday, May 8, 6:00pm

Rank	Num	Name	USAG #	Gym	Birthdate							AA
1	1006	Aaron Thanas		MGHPC	1/1/1980	13.400 2	10.800 8	13.500 3	15.100 2	<b>13.100</b> 1	<b>13.900</b> 1	<b>79.800</b> 1
2	1001	Jayden Bull		MGHPC	1/1/1980	<b>14.600</b> 1	12.400 3T	13.800 2	0.000 5T	11.000 7	13.200 2T	65.000 2
3	1008	Briecce Newton		MGHPC	1/1/1980	0.000 5T	10.400 9	12.800 5	11.100 4	12.200 3	13.200 2T	59.700 3
4	1000	Steven Ashford		MGHPC	1/1/1980	13.300 3T	0.000 10T	12.500 7	<b>15.500</b> 1	0.000 8T	10.900 4	52.200 4
5	1003	Martin Kurz		MGHPC	1/1/1980	13.300 3T	12.200 5	0.000 8T	13.900 3	12.600 2	0.000 6T	52.000 5
6	1007	Dion Pocklington		KNOX	1/1/1980	0.000 5T	12.400 3T	12.600 6	0.000 5T	12.100 4	10.500 5	47.600 6
7	1004	Vincent Lam		MGHPC	1/1/1980	0.000 5T	10.900 7	13.000 4	0.000 5T	11.500 6	_____ 6T	35.400 7
8	1005	Luke Wadsworth		MGHPC	1/1/1980	0.000 5T	12.600 2	<b>14.300</b> 1	0.000 5T	0.000 8T	0.000 6T	26.900 8
9	1010	Bradley Spicer		MGHPC	5/8/1980	0.000 5T	<b>12.900</b> 1	0.000 8T	0.000 5T	11.900 5	0.000 6T	24.800 9
10	1009	Arthur Voulgaris		MGHPC	5/8/1989	0.000 5T	11.000 6	0.000 8T	0.000 5T	0.000 8T	0.000 6T	11.000 10
11	1002	Phillip Kismartoni		KNOX	1/1/1980	0.000 5T	0.000 10T	0.000 8T	0.000 5T	0.000 8T	0.000 6T	0.000 11